comap

Simplex Secos

that's excellence.



ENG Connectivity Guide

aalberts hydronic flow control

This document is intended as a supplement to the product Installation and Operating instructions. This instruction specifically supports the Simplex Secos, in terms of safety, use and operation. For installation instructions and further documentation in various languages, visit www. flamcogroup.com/manuals. Further production information can be requested from the relevant Flamco branch office

1. Correct use

The Simplex Secos control unit must be used in accordance with this manual. The declaration of conformity in the original documentation still applies.

2. Product description

Secos is a highly innovative control system for surface temperature control where both volume flow and temperature are constantly measured and optimally controlled. This ensures permanent hydraulic balancing at all times.

1 Secos system manifolds

2 Secos energy saving controller

3 Secos actuator for ceramic valves

4 Secos mounting bracket

5 Secos multisensor

6 Secos supply line temperature sensor

7 Secos disc valves

1 Product description



2.1. Wiring Details



Terminal designation	Description
Shield	Shield interface
GND BUS	Ground interface
A	Channel A for data communication interface
B	Channel B for data communication interface
+24V BUS	Power supply interface

Die Abbildungen sind symbolisch und können vom jeweiligen Produkt abweichen. Irrtümer und technische Änderungen vorbehalten.

3. Address of the Modbus-RTU-Slave:

Modbus RTU (RS485)
Slave
0x21

4. Connection parameters

115200 Baud, 8 Bit, Parity Even, 1 Stopbit

5. Table of datapoints

Register	Access	Name	Type	Unit
0xAB20	read only (R)	Mode of the changeover input [heating/ cooling]	unit16	0 - heating / 1 - cooling
0xAC00	read only (R)	Current flow temperature [°C]	float 4 byte	°C
0xACF3	read only (R)	Current flow rate through all circuits [l/min]	float 4 byte	ml/min
0xACF4	read only (R)	Current heating capacity through all circuits [W]	float 4 byte	W
0xACF5	read only (R)	Current cooling capacity through all circuits [W]	float 4 byte	W
0xAE57	read only (R)	Status of condensation monitoring [Condensation present / not present]	unit16	0 = condensation not present 1 = condensation present
0xAA52	read only (R)	Number of errors per event type: Read-out 4 bytes: Byte 1: number of critial errors Byte 2: number of errors Byte 3: number of warnings Byte 4: number of information	unit32	Byte 1: number of critial errors Byte 2: number of errors Byte 3: number of warnings Byte 4: number of information

6. Flamconnect app for operation

Commissioning the energy control system.

- The Flamconnect app must be installed on a terminal device (Android or IOS) before commissioning and operation.
- The Secos energy-saving controller can only be set and operated via a smart device with the Flamconnect app installed.
- One smart device can be connected to one controller at a time.
- The app is the tool for the expert for commissioning, logging, monitoring and diagnosis.

Download App:

Systemvoraussetzung siehe Beschreibung im jeweiligen App-Store
- Play-Store - Android Version
- iOS App Store - Apple Version

2 **App Flamconnect**



Contact us!

Manufacturer
Aalberts hfc SX GmbH
Isnyer Str. 28 / 88260 Argenbühl
+49 7566 94080 / de.info@aalberts-hfc.com

Aalberts hydronic flow control

United Kingdom
Washway Lane
UK-WA10 6PB St Helens / Merseyside

+44 (0)17 447 447 44
uk.info@aalberts-hfc.com

comap.aalberts-hfc.com/uk-en

The Netherlands (headquarters)
P.O. Box 30110 / 1303 AC Almere
Fort Blauwkapel 1 / 1358 AD Almere

+31 (0)36 526 2300
nl.info@aalberts-hfc.com

comap.aalberts-hfc.com/nl

sup_man_Secos_connectivity_guide_ENG_2024-11_V3

comap